



Sensor Faucets and Flush Valves

5000EM Series

U.S. Patent 6192530B1

AC or Battery Powered Sensor Operated Faucet

The 5000EM Series faucet is an elegant piston operated sensory faucet that provides a vandal resistant, no touch lavatory solution with hot/cold mixing and manual on/off adjustments that promotes better hygiene and energy savings.

Designed to be easy to install and maintain, all major faucet components are encased above deck, making for easier access. The sensor included in this faucet is self adapting, meaning manual adjustments are not necessary and the innovative sensor placement eliminates ambient reflectivity issues.

- ADA Compliant. Meets all barrier free codes
- Conserves water and energy
- Easily installed in new or retrofit applications
- Competitively priced for today's commercial market
- Promotes cleanliness & hygiene
- Proven Hydrotek craftsmanship and reliability

Available in:

- ✓ H-5000EM-LR: Lead Free, AC Powered
- ✓ HE-5000EM-LR: Lead Free, Battery Powered with Enduratek **NEW!**



Features:

- Proprietary **Enduratek** energy saving design allows up to 1.5 million on/off cycles
- Vandal resistant faucet body with chrome plated, solid metal construction
- Faucet design allows for quick and simple installation.
- Clam shell design allows for easy "above the deck" access to all major faucet component parts.
- Integral faucet mixing valve (with built-in checks) & manual on/off.
- "Above the deck" external or internal temperature adjustment variation.
- "Above the deck" manual on/off with external temperature adjustment variation.
- Slow closing solenoid valve provides reliable and smooth operation without water hammer.
- Available in AC powered and battery powered versions.
- Unique, energy-saving design of electronics and solenoid valve contributes to longer battery life.
- AC power input cable is armored and vandal resistant (AC powered version).
- Sensor eye positioning eliminates ambient reflectivity issues.
- "Self-adapting" sensor distance adjustment eliminates the need for manual sensor adjustments.
- 30 second time-out feature prevents accidental sink overflow.
- Built-in, replaceable filter screen reduces maintenance costs.
- Low battery indicator light.
- Unique electronic control module allows for faucet electronic component diagnostics.
- Standard 0.5 GPM vandal resistant aerator.
- Single-hole deck mount with optional 4" and 8" cover plate for vandal resistant three point anchoring.

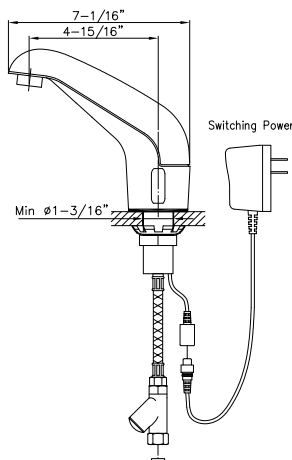
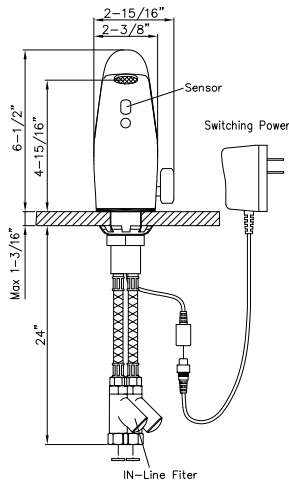
Hydrotek Automatic Faucets

5000EM Series

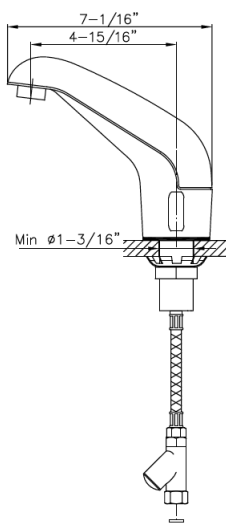
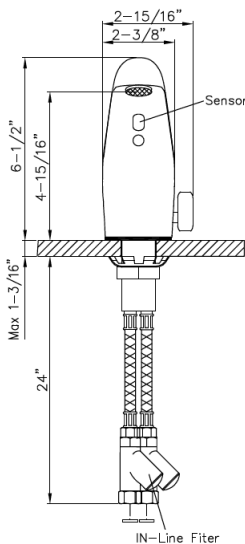
Deck Mounted / Mixing

Meets ANSI/ASME A112.18.1 M-1989

H-5000EM (AC Powered)



HE-5000EM (Battery Powered)



Operation:

1. A continuous, invisible beam is emitted from the sensor.
2. The faucet is activated by placing hands under the spout within the effective range of the beam. Water starts to flow immediately for as long as the user's hands remain in the sensor range.
3. When hands are removed, the water flow stops. The sensor will automatically reset and be ready for the next user.
4. In the battery powered version, a flashing red light will indicate a low battery condition.

Specifications:

Faucet Construction:	Metal & chrome plated
Mixing Valve (Built-in):	Adapts to internal or external adjustments. Manual on/off in external adjustment mode.
Control Circuit:	
Auto. Time-out:	30 seconds
Sensor Range:	Self adapting
Shut-off Delay:	1 second
Solenoid Valve:	6V DC, normally closed
Wattage:	0.2W (idle), 3W (in use)
Operating Pressure:	5 psi to 125 psi
Flow Control:	0.5 GPM Laminar, vandal resistant

AC Mode

Power Adapter

Standard Plug-in:	Input AC 120V 60 Hz (UL/CSA)
Output:	DC 7.5V, 0.8A/Class 2
Power Cable:	Armored, vandal resistant
Optional Multi-Unit Adapter:	Serves up to 8 faucets (UL/CSA)
Input:	AC 120V, Output DC 7.5V, 3A

Battery Mode

Battery Powered Models:	(4) AA Alkaline Batteries
Enduratek Service Life:	1.5 million on/off cycles, up to 10 years

Package Includes:

- (1) Faucet with sensor/solenoid
- (1) 7.5V DC plug-in power adaptor (H-5000EM & H-5000EM-LR Only)
- (2) Armored steel supply tube with filter
- (1) Mounting lock nut and washer
- (1) 0.5 GPM vandal resistant Rosette flow control
- (4) AA Alkaline batteries (HE-5000EM & HE-5000EM-LR Only)

Dimensions:

Base Width (Outside Measurement)	2-3/8"
Base Depth	2-3/8"
Faucet Height (Aerator to Base)	4-7/8"
Faucet Height Overall	6-1/2"
Depth (Center of Aerator to Center of Faucet Base)	4-7/8"
Mounting Bolt Length	2-1/4"
Mounting Bolt Size	1-1/8"

Optional Variations and Accessories

- 1.5 GPM VR Soft Flow or 0.35, 2.2 GPM Laminar Flow Control
- 4" or 8" Centerset Cover Plate
- HC-010E Multi-Unit Voltage Adapter (AC Powered Only)
- HBL-04 Thermostatic Mixing Valve with Checks

HYDROTEK INTERNATIONAL, INC.

5055 Forsyth Commerce Rd., Ste 124
Orlando, FL 32807
800.922.9883 (Phone)
866.670.5580 (Fax)
www.hydrotekintl.com

