

Hydrotek

Sensor Faucets and Flush Valves



Commercial Products Catalog

Effective October 1, 2017

www.hydrotekintl.com



Exceptional quality, reliability, and unbeatable service.

Since its inception in 1985, Hydrotek has devoted its resources to develop and manufacture sensor-operated, automatic faucets and flush valves. All of Hydrotek's faucet and flush valve models are available in either AC powered or battery operated versions.

Hydrotek's products incorporate their own uniquely designed and patented electronics, mixing mechanisms, chemical-resistant rubber seals and slow closing solenoid valves. These innovative features have enabled Hydrotek to become an industry leader today.

Hydrotek products have received approvals from many countries including: ANSI/ASME and ASSE (USA), CSA (Canada), SIRIM (Malaysia), DGWV (Germany), NKB (Sweden) and CE MARK (Europe).

Hydrotek currently distributes its sensor products throughout the United States, Canada, Mexico and other numerous markets around the world, mostly through its appointed representatives or wholesale distributors where service can be provided.

Because of Hydrotek's strong desire and commitment to provide customers with the highest quality products, we are constantly upgrading and improving the performance and reliability of our products.

Hydrotek is ISO 9001 certified to ensure that our customer satisfaction is at the highest level and that Hydrotek will continue to be a leader in the industry and serve the needs of our customers around the world.

Hydrotek International, Inc.

5055 Forsyth Commerce Road, Suite 124
Orlando, FL 32807

Phone: 1-800-922-9883 | Fax: 1-866-670-5580 | www.hydrotekintl.com



Statement of Terms

Effective Date: March 1, 2012

Limited Warranty

Hydrotek International, Inc. warrants its products to be free of defects in material and workmanship to the original purchaser, for a period of **three (3) years from the date of purchase**, when properly installed and under normal use and service. If a product is defective, it may be returned to Hydrotek or its designated distributors within three (3) years from the date of purchase by the original purchaser. Hydrotek will, at its discretion, repair or replace the defective product free of charge. No claims will be allowed for labor, transportation, or other incidental costs. There are no warranties which extend beyond the description on the face hereof. In no event is Hydrotek responsible for any consequential damages of any kind whatsoever.

Return Policy

Hydrotek products returned for reasons other than defects or shipping errors are subject to a minimum 20% restocking fee within one year of purchase, plus the cost for any reconditioning that may be required. A Returned Goods Authorization (RGA) number must be issued by Hydrotek for all returned products, and written on the shipping label as well as on all related return documents to ensure proper credit is issued. All returned products should be received in their original boxes and shipping carton or be otherwise suitably packed to avoid damage. All returns must be freight prepaid. Returns received without prior authorization may be refused and returned to the sender at the sender's expense. Credit allowance will be limited to the cost of the product only (excluding freight charges) and will be in the form of merchandise credit only (not cash). Product return of items over one year old shall be subject to a 50% restocking fee. Products ordered more than two years ago will not be accepted.

Freight/Availability

All shipments are F.O.B. Orlando, Florida. Full freight allowance is on shipments totaling **\$2,000.00+ Net Invoice (1 invoice, 1 shipment)**, within the continental United States. Allowance is to be based upon the lowest rate medium of transportation. Normal shipments will be via UPS Ground service or best route, unless otherwise directed. Expedited shipping is available upon request. Contact Hydrotek to determine if additional shipping charges may apply. For product orders with special finishes, call for availability.

Quantity Discounts

For bids, quotes, and quantity discounts, please contact your local Hydrotek Representative (see a list at www.hydrotekintl.com/contact-us/sales-representatives/) or contact the factory.

Payment Terms

Hydrotek's payment terms are: **Net 30 / No Discount** unless otherwise specified. A 1.5% monthly interest charge may be added to all past due invoices.

Please remit to:
Hydrotek International, Inc.
5055 Forsyth Commerce Road, Suite #124
Orlando, FL 32807

The prices contained herein may be subject to change without notice and supersede all previous price lists.
Please see www.hydrotekintl.com/pricing/ for the most current price list available.

Lavatory Faucets



Hydrotek Sensor Faucets were designed and built to provide the very best in reliability, durability, and convenience, while ensuring a hygienic and water conserving solution for today's commercial market. Utilizing a slow closing, piston operated solenoid valve technology, Hydrotek Sensor Faucets are among the most reliable, vandal resistant, and smooth functioning sensor faucets available.

The patented electronics present in all Hydrotek Sensor Faucets are the most advanced in the industry, allowing for configuration of the sensor range and angle, and featuring an adjustable time-out, shut-off delay, as well as a unique self-diagnostic capability.

1000C Series



The 1000C Series faucet is a piston operated sensor faucet that provides a vandal resistant, no touch lavatory solution that promotes better hygiene and energy savings.

- **Solid Brass Construction**
- **Cast 4" Center-Set , 3 Point Anchoring System**
- **Twist Free and Tamper Resistant**
- **Optional Below Deck Mixing (HC-001)**
- **Below Deck Components**
- **Comes in 3 finishes: Chrome, Polished Brass, and Brushed Nickel**
- **AC Plug-in Adapter Included for AC Powered Models**

Model No.	Description	Wt. Ea. Lbs.	Case Qty	List Price Ea.
H-1000C-LR	AC Powered, Low Lead	7.9	6	457.26
H-1000CPB-LR	AC Powered, Polished Brass, Low Lead	7.9	6	508.00
H-1000CBN-LR	AC Powered, Brushed Nickel, Low Lead	7.9	6	508.00
HB-1000C-LR	Battery Powered, Low Lead	6.8	6	457.26
HB-1000CPB-LR	Battery Powered, Polished Brass, Low Lead	6.8	6	508.00
HB-1000CBN-LR	Battery Powered, Brushed Nickel, Low Lead	6.8	6	508.00
H-1000C-LRDC	AC w/ DC Backup, Low Lead	7.9	6	470.25
H-1000CPB-LRDC	AC w/ DC Backup, Polished Brass, Low Lead	7.9	6	526.00
H-1000CBN-LRDC	AC w/ DC Backup, Brushed Nickel, Low Lead	7.9	6	526.00

2603C Series



The 2603C Series faucet is a piston operated sensor faucet that provides a vandal resistant, no touch lavatory solution that promotes better hygiene and energy savings.

- **Solid Brass Construction**
- **Single-Hole Deck Mount**
- **Optional Below Deck Mixing (HC-001)**
- **Below Deck Components**
- **AC Plug-in Adapter Included for AC Powered Models**

Model No.	Description	Wt. Ea. Lbs.	Case Qty	List Price Ea.
H-2603C-LR	AC Powered, Low Lead	8.1	6	430.90
HB-2603C-LR	Battery Powered, Low Lead	5.9	6	430.90
H-2603C-LRDC	AC w/ DC Backup, Low Lead	8.1	6	444.90

2710C Series

NEW!



Our new 2710C Series joins the robust reliability of our C-Series faucets with modern, minimalist design to provide an elegant sensor faucet that is vandal resistant, more hygienic, and more energy efficient with our proprietary Enduratek technology.

- **Solid Brass Construction**
- **Up to 1.5 million cycles on a set of AA batteries with our proprietary Enduratek technology**
- **Single-Hole Deck Mount**
- **Optional Below Deck Mixing (HC-001)**
- **Below Deck Components**

Model No.	Description	Wt. Ea. Lbs.	Case Qty	List Price Ea.
HE-2710C-LR	Battery Powered with Enduratek, Low Lead	3.8	6	436.29

2730C Series

NEW!



Our new 2730C Series joins the robust reliability of our C-Series faucets with modern, minimalist design to provide an elegant wall mounted sensor faucet that is vandal resistant, more hygienic, and more energy efficient with our proprietary Enduratek technology.

- **Solid Brass Construction**
- **Up to 1.5 million cycles on a set of AA batteries with our proprietary Enduratek technology**
- **Single-Hole Wall Mount**
- **Optional Below Deck Mixing (HC-001)**
- **Below Deck Components**

Model No.	Description	Wt. Ea. Lbs.	Case Qty	List Price Ea.
HE-2730C-LR	Battery Powered with Enduratek, Low Lead	3.8	6	453.82

ENDURATEK

Batteries have transformed the way we operate in the world, allowing us portability, mobility, and convenience. Battery technology continues to progress, however, the typical batteries available have largely remained unchanged for decades. Special energy storing cells are available, but they come at a hefty cost or are only in a form factor that excludes them from use in typical commercial and consumer products.



With battery technology progressing at a slow rate, the only other solution to increase the available use cycles in electronic products was to use more energy efficient components. By meticulously optimizing the power draw of each of the electronic components in our products, we've been able to increase the number of on/off cycles of our products equipped with Enduratek from our already efficient 400,000 cycles to **1.5 million** cycles running on a set of 4 AA batteries. What does this mean for you? It means you'll forget your Hydrotek products even had batteries.

All new Hydrotek products will come with Enduratek as a standard option. For now, the following products are equipped with Enduratek:



2710C Series



2730C Series



4100-LR Series



6300-LR Series



5000E Series



5000EM Series



7000E Series



7000EM Series

Enduratek products start with the HE- prefix

5000E Series



The 5000E Series faucet is an elegant sensor faucet that provides a vandal resistant, no touch lavatory solution that promotes better hygiene and energy savings. Designed for easy installation and maintenance, all major faucet components are encased above deck, making for easier access. The sensor included in this faucet is self adapting, meaning manual adjustments are not necessary and the innovative sensor placement eliminates ambient reflectivity issues.

- **All Metal Construction**
- **Single Hole Deck Mount**
- **Optional Below Deck Mixing (HC-001)**
- **Above Deck Components**
- **AC Plug-in Adapter Included for AC Powered Models**

Model No.	Description	Wt. Ea. Lbs.	Case Qty	List Price Ea.
H-5000E-LR	AC Powered, Low Lead	7.0	6	409.24
HB-5000E-LR	Battery Powered, Low Lead	6.1	6	409.24
HE-5000E-LR	Battery Powered with Enduratek, Low Lead	6.1	6	427.52

5000EM Series



The 5000EM Series faucet is an elegant sensor faucet that provides a vandal resistant, no touch lavatory solution with hot/cold mixing and manual on/off adjustments that promotes better hygiene and energy savings. Designed for easy installation and maintenance, all major faucet components are encased above deck making for easier access. The sensor included in this faucet is self adapting meaning manual adjustments are not necessary and the innovative sensor placement eliminates ambient reflectivity issues.

- **All Metal Construction**
- **Single Hole Deck Mount**
- **Mixing with Temperature Adjust**
- **Manual On/Off Option**
- **Above Deck Components**
- **AC Plug-in Adapter Included for AC Powered Models**

Model No.	Description	Wt. Ea. Lbs.	Case Qty	List Price Ea.
H-5000EM-LR	AC Powered, Low Lead	7.0	6	457.43
HB-5000EM-LR	Battery Powered, Low Lead	6.1	6	457.43
HE-5000EM-LR	Battery Powered with Enduratek, Low Lead	6.1	6	476.64

7000E Series



The 7000E Series faucet is a sensor faucet that provides a vandal resistant, no touch lavatory solution that promotes better hygiene and energy savings.

- **Solid Brass Construction**
- **Single Hole Deck Mount**
- **Optional Below Deck Mixing (HC-001)**
- **Above Deck Components**
- **AC Plug-in Adapter Included for AC Powered Models**

Model No.	Description	Wt. Ea. Lbs.	Case Qty	List Price Ea.
H-7000E-LR	AC Powered, Low Lead	7.8	6	331.68
HB-7000E-LR	Battery Powered, Low Lead	7.8	6	331.68
HE-7000E-LR	Battery Powered with Enduratek, Low Lead	7.8	6	401.20

7000EM Series



The 7000EM Series faucet is a sensor faucet that provides a vandal resistant, no touch lavatory solution with hot/cold mixing that promotes better hygiene and energy savings.

- **Solid Brass Construction**
- **Single Hole Deck Mount**
- **Mixing with Temperature Adjust**
- **Above Deck Components**
- **AC Plug-in Adapter Included for AC Powered Models**

Model No.	Description	Wt. Ea. Lbs.	Case Qty	List Price Ea.
H-7000EM-LR	AC Powered, Low Lead	7.8	6	348.68
HB-7000EM-LR	Battery Powered, Low Lead	7.8	6	348.68
HE-7000EM-LR	Battery Powered with Enduratek, Low Lead	7.8	6	453.82

Solar Faucets

Hydrotek now offers a solar powered faucet to augment the excellent water savings our sensor faucet technology offers with added power savings. The energy efficient solar sensor faucet harnesses an ambient light source (natural or artificial) to power the faucet. This provides up to 6 years of maintenance free use.

Built on the same design principles as the 5000 series sensor faucets, the 7000SLE contains all above deck components to simplify installation and maintenance.



7000SLE Series



The 7000SLE Series faucet is a solar sensor faucet that provides a vandal resistant, no touch lavatory solution that promotes better hygiene and energy savings. These faucets use ambient light to function and utilizes a battery back-up.

- **Solid Brass Construction**
- **Solar Powered**
- **Single Hole Deck Mount**
- **Optional Below Deck Mixing (HC-001)**
- **Above Deck Components**

Model No.	Description	Wt. Ea. Lbs.	Case Qty	List Price Ea.
HB-7000SLE-LR	Solar Powered, Non-Mixing, Low Lead	7.8	6	471.68

7000SLEM Series



The 7000SLEM Series faucet is a solar sensor faucet that provides a vandal resistant, no touch lavatory solution with hot/cold mixing that promotes better hygiene and energy savings. These faucets use ambient light to function and utilizes a battery back-up.

- **Solid Brass Construction**
- **Solar Powered**
- **Single Hole Deck Mount**
- **Mixing with Temperature Adjust**
- **Above Deck Components**

Model No.	Description	Wt. Ea. Lbs.	Case Qty	List Price Ea.
HB-7000SLEM-LR	Solar Powered, Mixing, Low Lead	7.8	6	485.68

Gooseneck Faucets

Hydrotek's gooseneck faucets provide the same reliability, durability, and convenience as the lavatory models but with a design that is ideal for clinic, hospital, or facility scrub stations. The no touch sensor technology promotes better hygiene and each gooseneck can be fitted with different aerators for various water conserving flow rates. Hydrotek also offers different sized gooseneck and swing spouts that are interchangeable for a wider array of applications.



4000C Series



The 4000C Series faucet is a single-hole deck mount, piston operated sensor faucet that provides a vandal resistant, no touch solution with hot/cold mixing and manual on/off adjustments that promotes better hygiene and energy savings. The 4000C Series faucet is a patented design that is ideal in clinics, hospitals, and manufacturing facilities for scrub stations.

- **Solid Brass Construction**
- **Deck Mount Gooseneck**
- **Mixing with Temperature Adjust**
- **Manual On/Off Option**
- **Above and Below Deck Components**
- **AC Plug-in Adapter Included for AC Powered Models**

Model No.	Description	Wt. Ea. Lbs.	Case Qty	List Price Ea.
H-4000C-LR	AC Powered, Low Lead	10.5	4	603.68
HB-4000C-LR	Battery Powered, Low Lead	8.8	4	603.68
H-4000C-SD-LR	AC Powered, Low Lead Scrub Sink	10.5	4	623.68
HB-4000C-SD-LR	Battery Powered, Low Lead Scrub Sink	8.8	4	623.68
H-4000C-LRDC	AC w/ DC Backup, Low Lead	10.5	4	613.68
H-4000C-SD-LRDC	AC w/ DC Backup, Low Lead Scrub Sink	10.5	4	633.68

4100-LR Series



The 4100-LR Series faucet. A single-hole deck mounted faucet with an elegantly simple look and feel that fits in just about anywhere. The integrated ceramic mixing with manual on/off gives the 4100C-LR versatility to meet a wide range of applications. Its solid brass construction means it can withstand just about any environment and its above deck component design makes installation and maintenance very straightforward.

- **Solid Brass Construction**
- **Deck Mount Gooseneck**
- **Optional Below Deck Mixing (HC-001)**
- **Below Deck Components**
- **AC Plug-in Adapter Included for AC Powered Models**

Model No.	Description	Wt. Ea. Lbs.	Case Qty	List Price Ea.
H-4100C-LR	AC Powered, Low Lead	6.2	6	471.37
HB-4100C-LR	Battery Powered, Low Lead	6.0	6	471.37

6300-LR Series

NEW!



The 6300-LR Series faucet with Enduratek. A single-hole deck mounted faucet with an elegantly simple look and feel that fits in just about anywhere. Based on the 4100-LR Series, its solid brass construction means it can withstand just about any environment and its above deck component design makes installation and maintenance very straightforward.

- **Solid Brass Construction**
- **Up to 1.5 million cycles on a set of AA batteries with our proprietary Enduratek technology**
- **Deck Mount Gooseneck**
- **Optional Below Deck Mixing (HC-001)**
- **Below Deck Components**

Model No.	Description	Wt. Ea. Lbs.	Case Qty	List Price Ea.
HE-6300-LR	Battery Powered with Enduratek, Low Lead	5.2	6	418.74

6000C Series

Deck Mount



The 6000C Series faucet is a piston operated gooseneck sensor faucet that provides a vandal resistant, no touch solution that promotes better hygiene and energy savings. The 6000C Series faucet is ideal in clinics, hospitals, kitchens, and facilities for scrub stations.

- **Solid Brass Construction**
- **Deck Mount Gooseneck**
- **Optional Below Deck Mixing (HC-001)**
- **Below Deck Components**
- **AC Plug-in Adapter Included for AC Powered Models**

Model No.	Description	Wt. Ea. Lbs.	Case Qty	List Price Ea.
H-6000C-LR	AC Powered, Low Lead	6.1	6	474.85
HB-6000C-LR	Battery Powered, Low Lead	5.5	6	474.85
H-6000C-LRDC	AC w/ DC Backup, Low Lead	7.9	6	488.20

6700C Series

Wall Mount



The 6700C Series faucet is a piston operated gooseneck sensor faucet that provides a vandal resistant, no touch solution that promotes better hygiene and energy savings. The 6700C Series faucet is ideal in clinics, hospitals, kitchens, and facilities for scrub stations.

- **Solid Brass Construction**
- **Wall Mount Gooseneck**
- **Optional Below Deck Mixing (HC-001)**
- **Below Deck Components**
- **AC Plug-in Adapter Included for AC Powered Models**

Model No.	Description	Wt. Ea. Lbs.	Case Qty	List Price Ea.
H-6700C-LR	AC Powered, Low Lead	7.9	6	485.64
HB-6700C-LR	Battery Powered, Low Lead	6.8	6	485.64
H-6700C-LRDC	AC w/ DC Backup, Low Lead	7.9	6	499.67

Faucet Cross-Reference Guide

Please refer to the charts below to cross reference our models with the models of our competitors. This will give you a basis for ordering the right model to replace an existing installation of another product.

Hydrotek Model	Sloan Model	Zurn Model	Moen Model
H-1000C	ELF-10	Z6918E	
	ETF-600		
	ETF-80		
HB-1000C (Battery)	EBF-650	Z6917-ACA	8301
	ERF-885	Z6918E-ADM	
H-2603C	ETF-610	Z6922	
HB-2603C (Battery)	EBF-187	Z6916	8302
	EBF-615	Z6917	
	EBF-85	Z6918-ADM	
H-5000E	EAF-100	Z6912	8306
	EAF-200	Z6914	
HB-5000E (Battery)	EAF-150	Z6913	8305
	EAF-250	Z6915	
H-5000EM	EAF-100-ISM	Z6912-ACA	8308
	EAF-200-ISM	Z6914-ACA	
HB-5000EM (Battery)	EAF-150-ISM	Z6913-ACA	8307
	EAF-250-ISM	Z6915-ACA	
H-6000C	ETF-700	Z6922-ACA	
	ETF-770		
HB-6000C (Battery)	EBF-750	Z6918	8303
H-6700C	ETF-500	Z6920	
HB-6700C (Battery)	EBF-550	Z6916-ADM	8304

Aerators / Flow Control

Part No.	Description	List Price Ea.
HB-003MVR-0.35	Laminar Spray-0.35GPM-Male-Vandal Resistant	7.95
HB-003MVR-1.5	Laminar Spray-1.5GPM-Male-Vandal Resistant	7.95
HB-003AMVR	Laminar Spray-0.5GPM-Male-Vandal Resistant	7.95
HB-003AFVR	Laminar Spray-0.5GPM-Female-Vandal Resistant	7.95
HB-003BMVR	Laminar Flow Control-1.0 GPM-Male -Vandal Resistant	7.95
HB-003CMVR	Laminar Flow Control-2.2 GPM-Male-Vandal Resistant	8.15
HB-003DFVR	Laminar Flow Control-2.2GPM-Female-Vandal Resistant	8.15
HB-003EF	Laminar Flow Control-1.5GPM-Female	6.95
HB-003F	Laminar Flow Control-2.0GPM-Female	6.95
HB-003GF	Laminar Flow Control-2.2GPM-Female	6.95
HB-003M	1.5GPM Soft Flow Aerator-Male	5.95
HB-003MVR-1.5	1.5GPM Soft Flow Aerator-Male-Vandal Resistant	6.95
HB-004F	Laminar Rose Spray 2.2GPM Flow Control-Female	20.95

Faucet Accessories and Parts

Part No.	Description	List Price Ea.
HB7-001	Solar Cell Assembly	51.64
HB7-004	Solar PCB/Sensor	163.70
HB7-006	Solenoid Coil	75.88
HB7-008	Diaphragm Release Valve	8.72
HBL-04-LR	Thermostatic, Anti-Scald Mixing Valve - 3/8" In/Out with Checks, Low Lead	155.05
HC-001-LR	Mechanical Mixing/Check Valve - 3/8" Compression, Low Lead	51.67
HC-006E	4" Cover Plate w/ Mounting Kit (H/HB-2603C, 6000C, 6700C)	27.26
HC-006F	8" Cover Plate w/ Mounting Kit (H/HB-2603C, 6000C, 6700C)	41.67
HC-006G	8" Cover Plate w/ Mounting Kit (H/HB-1000C)	41.67
HC-006H	4" Cover Plate w/ Mounting Kit (H/HB-3000C, 4000C, 4000C-SD)	27.26
HC-006J	8" Cover Plate w/ Mounting Kit (H/HB-3000C, 4000C, 4000C-SD)	41.67
HC-006K	4" Cover Plate w/ Mounting Kit (H/HB-5000E, 5000EM, 4100C-LR)	27.26
HC-006L	8" Cover Plate w/ Mounting Kit (H/HB-5000E, 5000EM, 4100C-LR)	41.67
HC-010	Multi-Unit Power Adapter (Powers up to 8 units)	89.25
HC-0104	Multi-Unit Power Adapter (Powers up to 4 units)	63.84
HC-010E	Multi-Unit Power Adapter (E-Series Faucets)	89.25
HC-029	Wrist Blade Handle	45.61
HCB-017A	Solenoid Valve Repair Kit (1000C, 2603C, 6000C, 6700C)	31.98
HCB-017B	Solenoid Valve Repair Kit (3000C, 4000C)	32.98
HCB-019	Coil Module (3000C, 4000C)	120.27
HCC-005	Solenoid Valve (1000C, 2603C, 6000C, 6700C)	171.01
HCC-008B	12V DC Plug-In Adapter (C-Series)	41.34
HCC-011A	Control Module (H-1C, 2603C, 3C, 4C, 6C, 67C) *Specify model*	167.71
HCC-011B	Control Module (HB-1C, 2603C, 3C, 4C, 6C, 67C) *Specify model*	167.71
HCC-019	Coil Module (for HCC-005 Solenoid Valve)	120.27
HCE-004	Solenoid Module, without Solenoid Coil (E-Series Faucets)	75.88
HCE-008	7.5V DC Plug-In Adapter (E-Series)	34.25
HCE-018A	Control Module (H-5000E, 5000EM)	187.40
HCE-018B	Control Module (HB-5000E, 5000EM)	187.40
HCE-019	Solenoid Coil, without Solenoid Module (E-Series Faucets)	75.88
HCE-194	Solenoid Module and Solenoid Coil (E-Series Faucets)	132.67

Flush Valves

Hydrotek's AUTOFLUSH Valves are the most advanced electronic flushing system in the industry today. By incorporating our patented field tested electronic circuitry and a slow-closing solenoid valve, Hydrotek has developed an innovative non-diaphragm, piston flushing mechanism with a true mechanical override that will provide years of dependable and trouble free service. The Hydrotek AUTOFLUSH system is completely automatic; there is no contact with any surface, no handle to push and it flushes only when it is used. It provides the ultimate in sanitary protection, the convenience of cleaner restroom facilities and the most efficient system in water conservation.



This label beside the part number denotes a WaterSense Labeled Product

HB8RFKC Series

Battery Powered



The Hydrotek HB8RFKC is a battery operated, retrofit sensor flush valve that is the most dependable and versatile electronic flushing system in the industry today. Installation is quick and easy as it utilizes your existing Sloan, Delany, Zurn, or Toto stop valve, vacuum breaker and flush tube.

- **Retrofit Units**
- **True Mechanical Override**
- **Solid Brass Construction**

RETROFIT UNITS

Model No.	Description	Wt. Ea. Lbs.	Case Qty	List Price Ea.
HB8RFKC-C	1.6 GPF Closet (Retrofit Sloan, Toto, and Zurn)	7.7	4	354.61
HB8RFKC-U	1.0 GPF Urinal (Retrofit Sloan, Toto, and Zurn)	7.7	4	354.61
HB8RFKC-CD	1.6 GPF Closet (Retrofit Delany)	7.7	4	354.61
HB8RFKC-UD	1.0 GPF Urinal (Retrofit Delany)	7.7	4	354.61
HB8-R16DF	1.6/1.0 GPF "Dual Flush" Closet (Retrofit Sloan, Toto, and Zurn)	7.7	4	382.98
HB8-R128DF	1.28/1.0 GPF "Dual Flush" Closet (Retrofit Sloan, Toto, and Zurn)	7.7	4	382.98
HB8-R128	1.28 GPF Closet (Retrofit Sloan, Toto, and Zurn)	7.7	4	354.61
HB8-R11	1.1 GPF Closet (Retrofit Sloan, Toto, and Zurn)	7.7	4	354.61
HB8-R05	0.5 GPF Urinal (Retrofit Sloan, Toto, and Zurn)	7.7	4	354.61
HB8-R0125	0.125 (Pint) GPF (1/8 GPF) Urinal (Retrofit Sloan, Toto, and Zurn)	7.7	4	354.61
HB8-R025	0.25 GPF (1/4 GPF) Urinal (Retrofit Sloan, Toto, and Zurn)	7.7	4	354.61
HB8-R16DFD	1.6/1.0 GPF "Dual Flush" Closet (Retrofit Delany)	7.7	4	382.98
HB8-R128DFD	1.28/1.0 GPF "Dual Flush" Closet (Retrofit Delany)	7.7	4	382.98
HB8-R128D	1.28 GPF Closet (Retrofit Delany)	7.7	4	354.61
HB8-R11D	1.1 GPF Closet (Retrofit Delany)	7.7	4	354.61
HB8-R05D	0.5 GPF Urinal (Retrofit Delany)	7.7	4	354.61

FLUSH VALVES

HB-8000SLE Series





Solar Powered



The Hydrotek H-8000SLE Solar Flush Valve is built upon the same reliable and versatile electronic flushing system as the 8000C series sensor flush valves, but powered by a solar cell that will generate more energy savings on top of the excellent water savings the 8000 series flush valves provide. Rated for 650,000 flush cycles, this valve can last up to 10 years before needing the battery back-up replaced.

- **Complete and Retrofit Units**
- **True Mechanical Override**
- **Solid Brass Construction**

COMPLETE UNITS

Model No.	Description	Wt. Ea. Lbs.	Case Qty	List Price Ea.
HB-8000SLE-A	1.6 GPF Closet, 1" Stop and 1-1/2" Top Spud	10.5	4	474.21
HB-8000SLE-B1	1.0 GPF Urinal, 3/4" Stop and 3/4" Top Spud	10.5	4	474.21
HB-8000SLE-B2	1.0 GPF Urinal, 1" Stop and 1-1/4" Top Spud	10.5	4	474.21
HB8SLE-16DF	1.6/1.0 GPF "Dual Flush" Closet, 1" Stop and 1-1/2" Top Spud	10.5	4	474.21
 HB8SLE-128DF	1.28/1.0 GPF "Dual Flush" Closet, 1" Stop and 1-1/2" Top Spud	10.5	4	474.21
 HB8SLE-128	1.28 GPF Closet, 1" Stop and 1-1/2" Top Spud	10.5	4	474.21
HB8SLE-11	1.1 GPF Closet, 1" Stop and 1-1/2" Top Spud	10.5	4	474.21
 HB8SLE-B1-05	0.5 GPF Urinal, 3/4" Stop and 3/4" Top Spud	10.5	4	474.21
 HB8SLE-B1-0125	0.125 (Pint) GPF (1/8 GPF) Urinal, 3/4" Stop and 3/4" Top Spud	10.5	4	474.21
HB8SLE-B2-05	0.5 GPF Urinal, 1" Stop and 1-1/4" Top Spud	10.5	4	474.21

RETROFIT UNITS

Model No.	Description	Wt. Ea. Lbs.	Case Qty	List Price Ea.
HB8RSLE-C	1.6 GPF Closet (Retrofit Sloan, Toto, and Zurn)	7.7	4	382.98
HB8RSLE-U	1.0 GPF Urinal (Retrofit Sloan, Toto, and Zurn)	7.7	4	382.98
HB8RSLE-CD	1.6 GPF Closet (Retrofit Delany)	7.7	4	382.98
HB8RSLE-UD	1.0 GPF Urinal (Retrofit Delany)	7.7	4	382.98
HB8SLE-R16DF	1.6/1.0 GPF "Dual Flush" Closet (Retrofit Sloan, Toto, and Zurn)	7.7	4	382.98
HB8SLE-R128DF	1.28/1.0 GPF "Dual Flush" Closet (Retrofit Sloan, Toto, and Zurn)	7.7	4	382.98
HB8SLE-R128	1.28 GPF Closet (Retrofit Sloan, Toto, and Zurn)	7.7	4	382.98
HB8SLE-R11	1.1 GPF Closet (Retrofit Sloan, Toto, and Zurn)	7.7	4	382.98
HB8SLE-R05	0.5 GPF Urinal (Retrofit Sloan, Toto, and Zurn)	7.7	4	382.98
HB8SLE-R0125	0.125 (Pint) GPF (1/8 GPF) Urinal (Retrofit Sloan, Toto, and Zurn)	7.7	4	382.98
HB8SLE-R16DFD	1.6/1.0 GPF "Dual Flush" Closet (Retrofit Delany)	7.7	4	382.98
HB8SLE-R128DFD	1.28/1.0 GPF "Dual Flush" Closet (Retrofit Delany)	7.7	4	382.98
HB8SLE-R128D	1.28 GPF Closet (Retrofit Delany)	7.7	4	382.98
HB8SLE-R05D	0.5 GPF Urinal (Retrofit Delany)	7.7	4	382.98

FLUSH VALVES

H-8000C Series

AC Powered



The Hydrotek H-8000C Sensor Flush Valve is the AC powered variant of the 8000C series flush valves. Dependable and versatile, the vandal resistant brass construction is available in many configurations and is field adjustable for left and right rough-in as well as convertible from/to urinal or closet allowing the most flexibility in the installation and maintenance in each unit.

- **Optional Multi-unit Power Adapter (HC-010) can power up to 8 units.**
- **Complete Units**
- **AC Plug-in Adapter Included**
- **True Mechanical Override**
- **Solid Brass Construction**

FLUSH VALVES

EXPOSED UNITS

Model No.	Description	Wt. Ea. Lbs.	Case Qty	List Price Ea.
H-8000C-A	1.6 GPF Closet, 1" Stop and 1-1/2" Top Spud	12.7	4	466.52
H-8000C-B1	1.0 GPF Urinal, 3/4" Stop and 3/4" Top Spud	12.7	4	466.52
H-8000C-B2	1.0 GPF Urinal, 1" Stop and 1-1/4" Top Spud	12.7	4	466.52
H-8000C-ADC	(DC Backup) 1.6 GPF Closet, 1" Stop and 1-1/2" Top Spud	12.7	4	498.02
H-8000C-B1DC	(DC Backup) 1.0 GPF Urinal, 3/4" Stop and 3/4" Top Spud	12.7	4	498.02
H-8000C-B2DC	(DC Backup) 1.0 GPF Urinal, 1" Stop and 1-1/4" Top Spud	12.7	4	498.02
H8-16DF	1.6/1.0 GPF "Dual Flush" Closet, 1" Stop and 1-1/2" Top Spud	12.7	4	474.21
H8-128DF	1.28/1.0 GPF "Dual Flush" Closet, 1" Stop and 1-1/2" Top Spud	12.7	4	474.21
H8-128	1.28 GPF Closet, 1" Stop and 1-1/2" Top Spud	12.7	4	466.52
H8-11	1.1 GPF Closet, 1" Stop and 1-1/2" Top Spud	12.7	4	466.52
H8-B1-05	0.5 GPF Urinal, 3/4" Stop and 3/4" Top Spud	12.7	4	466.52
H8-B1-0125	0.125 (Pint) GPF (1/8 GPF) Urinal, 3/4" Stop and 3/4" Top Spud	12.7	4	466.52
H8-B1-025	0.25 GPF (1/4 GPF) Urinal, 3/4" Stop and 3/4" Top Spud	12.7	4	466.52
H8-B1-0375	0.375 GPF (3/8 GPF) Urinal, 3/4" Stop and 3/4" Top Spud	12.7	4	466.52
H8-B2-05	0.5 GPF Urinal, 1" Stop and 1-1/4" Top Spud	12.7	4	466.52
H8-16-DFDC	(DC Backup) 1.6/1.0 GPF "Dual Flush" Closet, 1" Stop and 1-1/2" Top Spud	12.7	4	508.00
H8-128-DFDC	(DC Backup) 1.28/1.0 GPF "Dual Flush" Closet, 1" Stop and 1-1/2" Top Spud	12.7	4	508.00
H8-128-DC	(DC Backup) 1.28 GPF Closet, 1" Stop and 1-1/2" Top Spud	12.7	4	498.02
H8-B1-05DC	(DC Backup) 0.5 GPF Urinal, 3/4" Stop and 3/4" Top Spud	12.7	4	498.02
H8-B1-0125DC	(DC Backup) 0.125 GPF Urinal, 3/4" Stop and 3/4" Top Spud	12.7	4	498.02
H8-B2-05DC	(DC Backup) 0.5 GPF Urinal, 1" Stop and 1-1/4" Top Spud	12.7	4	498.02

HB-8000C Series

Battery Powered



The Hydrotek HB-8000C Sensor Flush Valve is the battery powered variant of the 8000C series flush valves. Dependable and versatile, the vandal resistant brass construction is available in many configurations and is field adjustable for left and right rough-in as well as convertible from/to urinal or closet allowing the most flexibility in the installation and maintenance in each unit.

- **Complete Units**
- **True Mechanical Override**
- **Solid Brass Construction**
- **Comes in 3 finishes: Chrome, Polished Brass, and Brushed Nickel**

EXPOSED UNITS

Model No.	Description	Wt. Ea. Lbs.	Case Qty	List Price Ea.
HB-8000C-A	1.6 GPF Closet, 1" Stop and 1-1/2" Top Spud	10.5	4	439.09
HB-8000CPB-A	1.6 GPF Closet, 1" Stop and 1-1/2" Top Spud, Polished Brass	10.5	4	518.68
HB-8000CBN-A	1.6 GPF Closet, 1" Stop and 1-1/2" Top Spud, Brushed Nickel	10.5	4	518.68
HB-8000C-B1	1.0 GPF Urinal, 3/4" Stop and 3/4" Top Spud	10.5	4	439.09
HB-8000CPB-B1	1.0 GPF Urinal, 3/4" Stop and 3/4" Top Spud, Polished Brass	10.5	4	518.68
HB-8000CBN-B1	1.0 GPF Urinal, 3/4" Stop and 3/4" Top Spud, Brushed Nickel	10.5	4	518.68
HB-8000C-B2	1.0 GPF Urinal, 1" Stop and 1-1/4" Top Spud	10.5	4	439.09
HB8-16DF	1.6/1.0 GPF "Dual Flush" Closet, 1" Stop and 1-1/2" Top Spud	10.5	4	454.68
HB8CPB-16DF	1.6/1.0 GPF "Dual Flush" Closet, 1" Stop and 1-1/2" Top Spud, Polished Brass	10.5	4	518.68
HB8CBN-16DF	1.6/1.0 GPF "Dual Flush" Closet, 1" Stop and 1-1/2" Top Spud, Brushed Nickel	10.5	4	518.68
HB8-128DF	1.28/1.0 GPF "Dual Flush" Closet, 1" Stop and 1-1/2" Top Spud	10.5	4	454.68
HB8CPB-128DF	1.28/1.0 GPF "Dual Flush" Closet, 1" Stop and 1-1/2" Top Spud, Polished Brass	10.5	4	518.68
HB8CBN-128DF	1.28/1.0 GPF "Dual Flush" Closet, 1" Stop and 1-1/2" Top Spud, Brushed Nickel	10.5	4	518.68
HB8-128	1.28 GPF Closet, 1" Stop and 1-1/2" Top Spud	10.5	4	439.09
HB8CPB-128	1.28 GPF Closet, 1" Stop and 1-1/2" Top Spud, Polished Brass	10.5	4	518.68
HB8CBN-128	1.28 GPF Closet, 1" Stop and 1-1/2" Top Spud, Brushed Nickel	10.5	4	518.68
HB8-11	1.1 GPF Closet, 1" Stop and 1-1/2" Top Spud	10.5	4	439.09
HB8-B1-05	0.5 GPF Urinal, 3/4" Stop and 3/4" Top Spud	10.5	4	439.09
HB8CPB-B1-05	0.5 GPF Urinal, 3/4" Stop and 3/4" Top Spud, Polished Brass	10.5	4	518.68
HB8CBN-B1-05	0.5 GPF Urinal, 3/4" Stop and 3/4" Top Spud, Brushed Nickel	10.5	4	518.68
HB8-B1-0375	0.375 GPF (3/8 GPF) Urinal, 3/4" Stop and 3/4" Top Spud	10.5	4	439.09
HB8-B1-025	0.25 GPF (1/4 GPF) Urinal, 3/4" Stop and 3/4" Top Spud	10.5	4	439.09
HB8CPB-B1-025	0.25 GPF (1/4 GPF) Urinal, 3/4" Stop and 3/4" Top Spud, Polished Brass	10.5	4	518.68
HB8CBN-B1-025	0.25 GPF (1/4 GPF) Urinal, 3/4" Stop and 3/4" Top Spud, Brushed Nickel	10.5	4	518.68
HB8-B1-0125	0.125 (Pint) GPF (1/8 GPF) Urinal, 3/4" Stop and 3/4" Top Spud	10.5	4	439.09
HB8CPB-B1-0125	0.125 (Pint) GPF (1/8 GPF) Urinal, 3/4" Stop and 3/4" Top Spud, Polished Brass	10.5	4	518.68
HB8CBN-B1-0125	0.125 (Pint) GPF (1/8 GPF) Urinal, 3/4" Stop and 3/4" Top Spud, Brushed Nickel	10.5	4	518.68
HB8-B2-05	0.5 GPF Urinal, 1" Stop and 1-1/4" Top Spud	10.5	4	439.09

FLUSH VALVES

8000C Series Concealed

Battery Powered



The 8000C Series Concealed is the concealed flush variant of the 8000C series flush valve. Dependable and versatile, the vandal resistant brass construction is available in many configurations and is field adjustable for left and right rough-in as well as convertible from/to urinal or closet allowing the most flexibility in the installation and maintenance in each unit.

- **Complete Units**
- **7" x 7" Stainless Steel Plate with Override Button Included**
- **Solid Brass Construction**

TOP SPUD CONCEALED UNITS

Model No.	Description	Wt. Ea. Lbs.	Case Qty	List Price Ea.
HB-8000C-CT	1.6 GPF Closet, 1" Stop and 1-1/2" Top Spud	12.6	4	466.52
HB-8000C-D1T	1.0 GPF Urinal, 3/4" Stop and 3/4" Top Spud	10.7	4	466.52
HB-8000C-D2T	1.0 GPF Urinal, 1" Stop and 1-1/4" Top Spud	10.7	4	466.52
HB8CT-16DF	1.6/1.0 GPF "Dual Flush" Closet, 1" Stop and 1-1/2" Top Spud	12.6	4	498.68
HB8CT-128DF	1.28/1.0 GPF "Dual Flush" Closet, 1" Stop and 1-1/2" Top Spud	12.6	4	498.68
HB8CT-128	1.28 GPF Closet, 1" Stop and 1-1/2" Top Spud	12.6	4	466.52
HB8D1T-05	0.5 GPF Urinal, 3/4" Stop and 3/4" Top Spud	10.7	4	466.52
HB8D1T-025	0.25 GPF (1/4 GPF) Urinal, 3/4" Stop and 3/4" Back Spud	10.7	4	466.52
HB8D1T-0125	0.125 GPF (1/8 GPF) Urinal, 3/4" Stop and 3/4" Back Spud			466.52
HB8D2T-05	0.5 GPF Urinal, 1" Stop and 1-1/4" Top Spud	10.7	4	466.52
HB8D2T-025	0.25 GPF (1/4 GPF) Urinal, 1" Stop and 1-1/4" Back Spud	10.7	4	466.52
HB8D2T-0125	0.125 GPF (1/8 GPF) Urinal, 1" Stop and 1-1/4" Back Spud	10.7	4	466.52

BACK SPUD CONCEALED UNITS

Model No.	Description	Wt. Ea. Lbs.	Case Qty	List Price Ea.
HB-8000C-CB	1.6 GPF Closet, 1" Stop and 1-1/2" Back Spud	11.4	4	439.09
HB-8000C-D1B	1.0 GPF Urinal, 3/4" Stop and 3/4" Back Spud	10.5	4	439.09
HB-8000C-D2B	1.0 GPF Urinal, 1" Stop and 1-1/4" Back Spud	10.5	4	439.09
HB8CB-16DF	1.6/1.0 GPF "Dual Flush" Closet, 1" Stop and 1-1/2" Back Spud	11.4	4	474.21
HB8CB-128DF	1.28/1.0 GPF "Dual Flush" Closet, 1" Stop and 1-1/2" Back Spud	11.4	4	474.21
HB8CB-128	1.28 GPF Closet, 1" Stop and 1-1/2" Back Spud	11.4	4	439.09
HB8D1B-05	0.5 GPF Urinal, 3/4" Stop and 3/4" Back Spud	10.5	4	439.09
HB8D1B-025	0.25 GPF (1/4 GPF) Urinal, 3/4" Stop and 3/4" Back Spud	10.5	4	439.09
HB8D1B-0125	0.125 GPF (1/8 GPF) Urinal, 3/4" Stop and 3/4" Back Spud	10.5	4	439.09
HB8D2B-05	0.5 GPF Urinal, 1" Stop and 1-1/4" Back Spud	10.5	4	439.09
HB8D2B-025	0.25 GPF (1/4 GPF) Urinal, 1" Stop and 1-1/4" Back Spud	10.5	4	439.09
HB8D2B-0125	0.125 GPF (1/8 GPF) Urinal, 1" Stop and 1-1/4" Back Spud	10.5	4	439.09

AC Powered

TOP SPUD CONCEALED UNITS

Model No.	Description	Wt. Ea. Lbs.	Case Qty	List Price Ea.
H-8000C-CT	1.6 GPF Closet, 1" Stop and 1-1/2" Top Spud	13.3	4	466.52
H-8000C-D1T	1.0 GPF Urinal, 3/4" Stop and 3/4" Top Spud	10.7	4	466.52
H-8000C-D2T	1.0 GPF Urinal, 1" Stop and 1-1/4" Top Spud	10.7	4	466.52
H-8000C-CTDC	(DC Backup) 1.6 GPF Closet, 1" Stop and 1-1/2" Top Spud	13.3	4	498.02
H-8000C-D1TDC	(DC Backup) 1.0 GPF Urinal, 3/4" Stop and 3/4" Top Spud	10.7	4	498.02
H-8000C-D2TDC	(DC Backup) 1.0 GPF Urinal, 1" Stop and 1-1/4" Top Spud	10.7	4	498.02
H8CT-16DF	1.6/1.0 GPF "Dual Flush" Closet, 1" Stop and 1-1/2" Top Spud	13.3	4	498.02
H8CT-128DF	1.28/1.0 GPF "Dual Flush" Closet, 1" Stop and 1-1/2" Top Spud	13.3	4	498.02
H8CT-128	1.28 GPF Closet, 1" Stop and 1-1/2" Top Spud	13.3	4	466.52
H8D1T-05	0.5 GPF Urinal, 3/4" Stop and 3/4" Top Spud	10.7	4	466.52
H8D1T-025	0.25 GPF (1/4 GPF) Urinal, 3/4" Stop and 3/4" Back Spud	10.7	4	466.52
H8D1T-0125	0.125 GPF (1/8 GPF) Urinal, 3/4" Stop and 3/4" Back Spud	10.7	4	466.52
H8D2T-05	0.5 GPF Urinal, 1" Stop and 1-1/4" Top Spud	10.7	4	466.52
H8D2T-025	0.25 GPF (1/4 GPF) Urinal, 1" Stop and 1-1/4" Back Spud	10.7	4	466.52
H8D2T-0125	0.125 GPF (1/8 GPF) Urinal, 1" Stop and 1-1/4" Back Spud	10.7	4	466.52
H8CT-16-DFDC	(DC Backup) 1.6/1.0 GPF "Dual Flush" Closet, 1" Stop and 1-1/2" Top Spud	13.3	4	520.68
H8CT-128-DFDC	(DC Backup) 1.28/1.0 GPF "Dual Flush" Closet, 1" Stop and 1-1/2" Top Spud	13.3	4	520.68
H8CT-128-DC	(DC Backup) 1.28 GPF Closet, 1" Stop and 1-1/2" Top Spud	13.3	4	508.76
H8D1T-05DC	(DC Backup) 0.5 GPF Urinal, 3/4" Stop and 3/4" Top Spud	10.7	4	508.76
H8D2T-05DC	(DC Backup) 0.5 GPF Urinal, 1" Stop and 1-1/4" Top Spud	10.7	4	508.76

BACK SPUD CONCEALED UNITS

Model No.	Description	Wt. Ea. Lbs.	Case Qty	List Price Ea.
H-8000C-CB	1.6 GPF Closet, 1" Stop and 1-1/2" Back Spud	12.1	4	439.71
H-8000C-D1B	1.0 GPF Urinal, 3/4" Stop and 3/4" Back Spud	11.2	4	439.71
H-8000C-D2B	1.0 GPF Urinal, 1" Stop and 1-1/4" Back Spud	11.2	4	439.71
H-8000C-CBDC	(DC Backup) 1.6 GPF Closet, 1" Stop and 1-1/2" Back Spud	12.1	4	471.21
H-8000C-D1BDC	(DC Backup) 1.0 GPF Urinal, 3/4" Stop and 3/4" Back Spud	11.2	4	471.21
H-8000C-D2BDC	(DC Backup) 1.0 GPF Urinal, 1" Stop and 1-1/4" Back Spud	11.2	4	471.21
H8CB-16DF	1.6/1.0 GPF "Dual Flush" Closet, 1" Stop and 1-1/2" Back Spud	12.1	4	474.21
H8CB-128DF	1.28/1.0 GPF "Dual Flush" Closet, 1" Stop and 1-1/2" Back Spud	12.1	4	474.21
H8CB-128	1.28 GPF Closet, 1" Stop and 1-1/2" Back Spud	12.1	4	439.71
H8D1B-05	0.5 GPF Urinal, 3/4" Stop and 3/4" Back Spud	11.2	4	439.71
H8D1B-025	0.25 GPF (1/4 GPF) Urinal, 3/4" Stop and 3/4" Back Spud	11.2	4	439.71
H8D1B-0125	0.125 GPF (1/8 GPF) Urinal, 3/4" Stop and 3/4" Back Spud	11.2	4	439.71
H8D2B-05	0.5 GPF Urinal, 1" Stop and 1-1/4" Back Spud	11.2	4	439.71
H8D2B-025	0.25 GPF (1/4 GPF) Urinal, 1" Stop and 1-1/4" Back Spud	11.2	4	439.71
H8D2B-0125	0.125 GPF (1/8 GPF) Urinal, 1" Stop and 1-1/4" Back Spud	11.2	4	439.71
H8CB-16-DFDC	(DC Backup) 1.6/1.0 GPF "Dual Flush" Closet, 1" Stop and 1-1/2" Back Spud	12.1	4	506.38
H8CB-128-DFDC	(DC Backup) 1.28/1.0 GPF "Dual Flush" Closet, 1" Stop and 1-1/2" Back Spud	12.1	4	506.38
H8CB-128-DC	(DC Backup) 1.28 GPF Closet, 1" Stop and 1-1/2" Back Spud	12.1	4	471.21
H8D1B-05DC	(DC Backup) 0.5 GPF Urinal, 3/4" Stop and 3/4" Back Spud	11.2	4	471.21
H8D2B-05DC	(DC Backup) 0.5 GPF Urinal, 1" Stop and 1-1/4" Back Spud	11.2	4	471.21

8CRFKC Series Concealed Retrofit

The Hydrotek 8CRFKC is a battery operated, concealed retrofit sensor flush valve that is the most dependable and versatile electronic flushing system in the industry today. Installation is quick and easy as it utilizes your existing Sloan, Delany, Zurn, or Toto stop valve, vacuum breaker and flush tube.



- **Retrofit Units**
- **5" x 5" Stainless Steel Plate with Override Button Included**
- **Solid Brass Construction**

FLUSH VALVES

BATTERY POWERED RETROFIT UNITS

Model No.	Description	Wt. Ea. Lbs.	Case Qty	List Price Ea.
HB8CRFKC-C	1.6 GPF Closet (Retrofit Sloan and Zurn)	6.9	6	354.61
HB8CCRFKC-U	1.0 GPF Urinal (Retrofit Sloan and Zurn)	6.9	6	354.61
HB8CRFKC-16DF	1.6/1.0 GPF "Dual Flush" Closet (Retrofit Sloan and Zurn)	6.9	6	374.68
HB8CRFKC-128DF	1.28/1.0 GPF "Dual Flush" Closet (Retrofit Sloan and Zurn)	6.9	6	374.68
HB8CRFKC-128	1.28 GPF Closet (Retrofit Sloan and Zurn)	6.9	6	354.61
HB8CRFKC-11	1.1 GPF Closet (Retrofit Sloan and Zurn)	6.9	6	354.61
HB8CRFKC-05	0.5 GPF Urinal (Retrofit Sloan and Zurn)	6.9	6	354.61
HB8CRFKC-0125	0.125 (Pint) GPF (1/8 GPF) Urinal (Retrofit Sloan and Zurn)	6.9	6	354.61
HB8CRFKC-025	0.25 GPF (1/4 GPF) Urinal (Retrofit Sloan and Zurn)	6.9	6	354.61

AC POWERED RETROFIT UNITS

Model No.	Description	Wt. Ea. Lbs.	Case Qty	List Price Ea.
H8CRFKC-C	1.6 GPF Closet (Retrofit Sloan and Zurn)	7.6	6	354.61
H8CCRFKC-U	1.0 GPF Urinal (Retrofit Sloan and Zurn)	7.6	6	354.61
H8CRFKC-16DF	1.6/1.0 GPF "Dual Flush" Closet (Retrofit Sloan and Zurn)	7.6	6	374.68
H8CRFKC-128DF	1.28/1.0 GPF "Dual Flush" Closet (Retrofit Sloan and Zurn)	7.6	6	374.68
H8CRFKC-128	1.28 GPF Closet (Retrofit Sloan and Zurn)	7.6	6	354.61
H8CRFKC-11	1.1 GPF Closet (Retrofit Sloan and Zurn)	7.6	6	354.61
H8CRFKC-05	0.5 GPF Urinal (Retrofit Sloan and Zurn)	7.6	6	354.61
H8CRFKC-0125	0.125 (Pint) GPF (1/8 GPF) Urinal (Retrofit Sloan and Zurn)	7.6	6	354.61
H8CRFKC-025	0.25 GPF (1/4 GPF) Urinal (Retrofit Sloan and Zurn)	7.6	6	354.61

FLUSH VALVES

Vandal Resistant

- Highly durable solid brass body
- Shatter-proof polycarbonate lens is separate from the sensor cover and is easy and cheap to replace

Conservation


- Flow rates as low as 0.125 GPF for urinal, 1.28 GPF for closet
- Energy efficient electronics: 400,000 on/off cycles on a set of AA batteries

Money Saving

- Superior piston flushing technology prevents water hammer and greatly outlasts diaphragm valves.
- VSI silicone elastomer seals are unaffected by chlorine, chloramines, or ammonia
- Standard self-cleaning filtering system
- Electronics are self-diagnostic
- Uses inexpensive AA batteries

Convenience

- Sensor eyes are fully adjustable. Adjust length and angle
- Standard true mechanical override button lets you flush even without power
- Field adjustable flow rate allows you to change the flow rate to meet your needs if required and it allows you to switch from/to urinal or closet
- Left or right rough-in. Just turn the cap components to match the installation




Settings Control Dipswitches

Control features on the fly like flush flow rate, sentinel flush, sensor arming time, etc.

Reset Button

Runs a self-diagnostic test cycle after any adjustment to show you everything is working optimally.



Sensor Length Adjuster

Fine tune where you would like the faucet or flush valve to sense you and eliminate issues like phantom flushing and reflectivity.

Smart Electronics

Switch from plug-in to battery in a couple of seconds. The control module can tell what kind of power source its getting. Also, rest easy with the back-up capacitor that ensures the valve closes in the event of a sudden power loss.

8000C Series Concealed Wall Box

Battery Powered



The Hydrotek HB-8000C Sensor Flush Valve is the battery powered variant of the 8000C series flush valves. Dependable and versatile, the vandal resistant brass construction is available in many configurations and is field adjustable for left and right rough-in as well as convertible from/to urinal or closet allowing the most flexibility in the installation and maintenance in each unit.

- Complete Units
- True Mechanical Override
- Solid Brass Construction

FLUSH VALVES

TOP SPUD CONCEALED UNITS

Model No.	Description	Wt. Ea. Lbs.	Case Qty	List Price Ea.
HB-8000C-CT-WB	1.6 GPF Closet, 1" Stop and 1-1/2" Top Spud	20.1	4	676.68
HB-8000C-D1T-WB	1.0 GPF Urinal, 3/4" Stop and 3/4" Top Spud	18.7	4	676.68
HB-8000C-D2T-WB	1.0 GPF Urinal, 1" Stop and 1-1/4" Top Spud	18.7	4	676.68
HB8CT-16DF-WB	1.6/1.0 GPF "Dual Flush" Closet, 1" Stop and 1-1/2" Top Spud	20.1	4	676.68
HB8CT-128DF-WB	1.28/1.0 GPF "Dual Flush" Closet, 1" Stop and 1-1/2" Top Spud	20.1	4	676.68
HB8CT-128-WB	1.28 GPF Closet, 1" Stop and 1-1/2" Top Spud	20.1	4	676.68
HB8D1T-05-WB	0.5 GPF Urinal, 3/4" Stop and 3/4" Top Spud	18.7	4	676.68
HB8D1T-0125-WB	0.125 GPF (1/8 GPF) Urinal, 3/4" Stop and 3/4" Top Spud	18.7	4	676.68

BACK SPUD CONCEALED UNITS

Model No.	Description	Wt. Ea. Lbs.	Case Qty	List Price Ea.
HB-8000C-CB-WB	1.6 GPF Closet, 1" Stop and 1-1/2" Back Spud	19.4	4	647.68
HB-8000C-D1B-WB	1.0 GPF Urinal, 3/4" Stop and 3/4" Back Spud	18.5	4	647.68
HB-8000C-D2B-WB	1.0 GPF Urinal, 1" Stop and 1-1/4" Back Spud	18.5	4	647.68
HB8CB-16DF-WB	1.6/1.0 GPF "Dual Flush" Closet, 1" Stop and 1-1/2" Back Spud	19.4	4	676.68
HB8CB-128DF-WB	1.28/1.0 GPF "Dual Flush" Closet, 1" Stop and 1-1/2" Back Spud	19.4	4	676.68
HB8CB-128-WB	1.28 GPF Closet, 1" Stop and 1-1/2" Back Spud	19.4	4	647.68
HB8D1B-05-WB	0.5 GPF Urinal, 3/4" Stop and 3/4" Back Spud	18.5	4	647.68
HB8D1B-0125-WB	0.125 GPF (1/8 GPF) Urinal, 3/4" Stop and 3/4" Back Spud	18.5	4	647.68

AC Powered

TOP SPUD CONCEALED UNITS

Model No.	Description	Wt. Ea. Lbs.	Case Qty	List Price Ea.
H-8000C-CT-WB	1.6 GPF Closet, 1" Stop and 1-1/2" Top Spud	21.3	4	658.69
H-8000C-D1T-WB	1.0 GPF Urinal, 3/4" Stop and 3/4" Top Spud	19.4	4	658.69
H-8000C-D2T-WB	1.0 GPF Urinal, 1" Stop and 1-1/4" Top Spud	19.4	4	658.69
H-8000C-CTDC-WB	(DC Backup) 1.6 GPF Closet, 1" Stop and 1-1/2" Top Spud	21.3	4	688.68
H-8000C-D1TDC-WB	(DC Backup) 1.0 GPF Urinal, 3/4" Stop and 3/4" Top Spud	19.4	4	688.68
H-8000C-D2TDC-WB	(DC Backup) 1.0 GPF Urinal, 1" Stop and 1-1/4" Top Spud	19.4	4	688.68
H8CT-16DF-WB	1.6/1.0 GPF "Dual Flush" Closet, 1" Stop and 1-1/2" Top Spud	21.3	4	676.68
H8CT-128DF-WB	1.28/1.0 GPF "Dual Flush" Closet, 1" Stop and 1-1/2" Top Spud	21.3	4	676.68
H8CT-128-WB	1.28 GPF Closet, 1" Stop and 1-1/2" Top Spud	21.3	4	658.69
H8D1T-05-WB	0.5 GPF Urinal, 3/4" Stop and 3/4" Top Spud	19.4	4	658.69
H8D1T-0125-WB	0.125 GPF (1/8 GPF) Urinal, 3/4" Stop and 3/4" Top Spud	19.4	4	658.69
H8CT-16DFDC-WB	(DC Backup) 1.6/1.0 GPF "Dual Flush" Closet, 1" Stop and 1-1/2" Top Spud	21.3	4	698.69
H8CT-128DF-WBDC	(DC Backup) 1.28/1.0 GPF "Dual Flush" Closet, 1" Stop and 1-1/2" Top Spud	21.3	4	698.69
H8CT-128DC-WB	(DC Backup) 1.28 GPF Closet, 1" Stop and 1-1/2" Top Spud	21.3	4	688.68
H8D1T-05DC-WB	(DC Backup) 0.5 GPF Urinal, 3/4" Stop and 3/4" Top Spud	19.4	4	688.68
H8D1T-0125DC-WB	(DC Backup) 0.125 GPF (1/8 GPF) Urinal, 3/4" Stop and 3/4" Top Spud	19.4	4	688.68

BACK SPUD CONCEALED UNITS

Model No.	Description	Wt. Ea. Lbs.	Case Qty	List Price Ea.
H-8000C-CB-WB	1.6 GPF Closet, 1" Stop and 1-1/2" Back Spud	20.1	4	647.68
H-8000C-D1B-WB	1.0 GPF Urinal, 3/4" Stop and 3/4" Back Spud	19.2	4	647.68
H-8000C-D2B-WB	1.0 GPF Urinal, 1" Stop and 1-1/4" Back Spud	19.2	4	647.68
H-8000C-CBDC-WB	(DC Backup) 1.6 GPF Closet, 1" Stop and 1-1/2" Back Spud	20.1	4	676.68
H-8000C-D1BDC-WB	(DC Backup) 1.0 GPF Urinal, 3/4" Stop and 3/4" Back Spud	19.2	4	676.68
H-8000C-D2BDC-WB	(DC Backup) 1.0 GPF Urinal, 1" Stop and 1-1/4" Back Spud	19.2	4	676.68
H8CB-16DF-WB	1.6/1.0 GPF "Dual Flush" Closet, 1" Stop and 1-1/2" Back Spud	20.1	4	676.68
H8CB-128DF-WB	1.28/1.0 GPF "Dual Flush" Closet, 1" Stop and 1-1/2" Back Spud	20.1	4	676.68
H8CB-128-WB	1.28 GPF Closet, 1" Stop and 1-1/2" Back Spud	20.1	4	647.68
H8D1B-05-WB	0.5 GPF Urinal, 3/4" Stop and 3/4" Back Spud	19.2	4	647.68
H8D1B-0125-WB	0.125 GPF (1/8 GPF) Urinal, 3/4" Stop and 3/4" Back Spud	19.2	4	647.68
H8CB-16DFDC-WB	(DC Backup) 1.6/1.0 GPF "Dual Flush" Closet, 1" Stop and 1-1/2" Back Spud	20.1	4	688.69
H8CB-128DF-WBDC	(DC Backup) 1.28/1.0 GPF "Dual Flush" Closet, 1" Stop and 1-1/2" Back Spud	20.1	4	688.69
H8CB-128DC-WB	(DC Backup) 1.28 GPF Closet, 1" Stop and 1-1/2" Back Spud	20.1	4	676.68
H8D1B-05DC-WB	(DC Backup) 0.5 GPF Urinal, 3/4" Stop and 3/4" Back Spud	19.2	4	676.68
H8D1B-0125DC-WB	(DC Backup) 0.125 GPF (1/8 GPF) Urinal, 3/4" Stop and 3/4" Back Spud	19.2	4	676.68

Flush Valve Cross-Reference Guide

Please refer to the following charts to cross reference our models with the models of our competitors. This will give you a basis for ordering the right model to replace an existing installation of another product.

CONEALED FLUSH VALVES

Hydrotek Model	Sloan Model	Zurn Model
H-8000C-CB	140-1.6 ES-S	ZEMS6140AV
H-8000C-CB	152-1.6 ES-S	ZEMS6152AV
H-8000C-CB-WB	140-1.6 WB ES-S	
H-8000C-CB-WB	152-1.6 WB ES-S	
H-8000C-CT	153-1.6 ES-S	ZEMS6153AV
H-8000C-CT-WB	153-1.6 WB ES-S	
H-8000C-D1B	195-1.0 ES-S	ZEMS6195AV
H-8000C-D1B-WB	195-1.0 WB ES-S	
H-8000C-D1T	197-1.0 ES-S	ZEMS6197AV
H-8000C-D1T-WB	197-1.0 WB ES-S	
H-8000C-D2B	190-1.0 ES-S	ZEMS6190AV
H-8000C-D2B-WB	190-1.0 WB ES-S	
H-8000C-D2T	192-1.0 ES-S	ZEMS6192AV
H-8000C-D2T-WB	192-1.0 WB ES-S	

EXPOSED FLUSH VALVES

Hydrotek Model	Sloan Model	Zurn Model	Moen Model
H-8000C-A	111ES-S	ZER6000AV	8310AC16
H-8000C-B1	186ES-S	ZER6003AV	8312AC10
H-8000C-B2	180ES-S	ZER6001AV	
H8-128			8311AC12
H8-16DF			8310ACDF16
H8-16DF			8311ACDF16
HB-8000C-A	8111	ZEMS6000AV	8310
HB-8000C-B1	8186	ZEMS6003AV	8312
HB-8000C-B2	8180	ZEMS6001AV	8314
HB8-128			8311
HB8-16DF			8310DF16
HB8-B1-0125			8316
HB8-B1-05			8315 8315AC05
HB8-R16DF			8310RDF16
HB8RFKC-C	RESS-C	ZRK-C	
HB8RFKC-C1.6			8310R16
HB8RFKC-C3.5			8310R35
HB8RFKC-U	RESS-U	ZRK-U	
HB8RFKC-U1.0			8312R10
HB8RFKC-U1.5			8312R15

Flush Valve Accessories and Parts

Part No.	Description	List Price Ea.
B8-10-01A	Housing (H/HB-8000C)	31.45
HC-010	Multi-Unit Power Adapter (Powers up to 8 units)	89.25
HC-0104	Multi-Unit Power Adapter (Powers up to 4 units)	63.84
HC-083	Delany Adapter Nipple 2-1/4" L (HB8RFK, HB8RFKC)	21.22
HC-083-1.75	Delany Adapter Nipple 1-3/4" L (HB8RFK, HB8RFKC)	23.35
HC-083-2.75	Delany Adapter Nipple 2-3/4" L (HB8RFK, HB8RFKC)	23.35
HC-083-3.25	Delany Adapter Nipple 3-1/4" L (HB8RFK, HB8RFKC)	25.48
HC-083-3.75	Delany Adapter Nipple 3-3/4" L (HB8RFK, HB8RFKC)	27.59
HC-083-4.25	Delany Adapter Nipple 4-1/4" L (HB8RFK, HB8RFKC)	29.72
HC-083A	Nipple - Standard 2-1/8" L (all Flush Valve Models)	16.40
HC-083B	Nipple - Standard 2-1/2" L (all Flush Valve Models)	16.40
HC-083C	Nipple - Standard 2-7/8" L (all Flush Valve Models)	16.40
HC-083D	Nipple - Standard 3-1/2" L (all Flush Valve Models)	17.40
HC-083E	Nipple - Standard 4" L (all Flush Valve Models)	19.33
HC-083F	Nipple - Standard 4-1/2" L (all Flush Valve Models)	21.63
HC-083G	Nipple - Standard 5" L (all Flush Valve Models)	23.39
HC-083H	Nipple - Standard 5-1/2" L (all Flush Valve Models)	25.75
HC-083J	Nipple - Standard 6" L (all Flush Valve Models)	28.30
HC-084	Sweat Kit - 3/4"	12.71
HC-084B	Sweat Kit - 1"	14.50
HC-086	Vacuum Breaker Replacement Kit (w/ rubber & friction ring)	6.13
HC-086A	Flush Tube, Closet, 1-1/2" Top Spud x 8-1/2" L w/ Vac. Breaker	14.75
HC-086A-24	Flush Tube, Closet, 1-1/2" Top Spud x 24" L w/ Vac. Breaker	37.00
HC-086B	Flush Tube, Urinal, 3/4" Top Spud x 8-1/2" L w/ Vac. Breaker	14.75
HC-086B-24	Flush Tube, Urinal, 3/4" Top Spud x 24" L w/ Vac. Breaker	37.00
HC-086C	Flush Tube, Urinal, 1-1/4" Top Spud x 8-1/2" L w/ Vac. Breaker	14.75
HC-086D	Trap Primer Assembly with Vacuum Breaker (11-1/2" Rough In)	69.90
HC-086SRPS	Split Ring Pipe Support	31.63
HC-089	Manual Push Button Assembly	43.65
HC-093A	Top Spud Assembly 3/4"	10.73
HC-093B	Top Spud Assembly 1-1/4"	10.73
HC-093C	Top Spud Assembly 1-1/2"	10.73
HCC-008C	Plug-In Power Adapter without Output Plug (H-8000C)	38.58
HCC-080A	Control Module (H-8000C) **Specify Closet or Urinal	167.71
HCC-080B	Control Module (HB8RFKC, HB-8000C) **Specify Closet or Urinal	167.71
HCC-080E	Sensor Eye & Cable (HB8RFKC, H/HB-8000C)	71.67
HCC-098	Solenoid Coil Module (HB8RFKC, 8000C)	120.27
HCC-102	Control Disc (H/HB-8000C)	46.08
HCC-106	Repair Kit, Solenoid Valve (HB8RFKC, H/HB-8000C)	41.68

Showers

The Hydrotek 9000C Series Sensor Shower provides an innovative new approach in water conservation for public shower facilities such as those in schools and gyms. Using our patented sensor technology, the 9000C prevents continuous running when a person is not present, eliminating leaks due to human error.

9000C Series



The 9000C Series shower is a piston operated sensor shower that provides a vandal resistant, no touch shower solution that promotes better hygiene and energy savings.

- **AC or Battery Powered**

Ideal for:

- Schools
- Gyms
- Hospitals
- Nursing Homes
- Factories
- Park & Recreation Areas

Model No.	Description	Wt. Ea. Lbs.	Case Qty	List Price Ea.
H-9000C	AC Powered Automatic Shower	4.0	6	436.68
H-9000C-DC	(DC Backup) AC Powered Automatic Shower	4.0	6	450.39
HB-9000C	Battery Powered Automatic Shower	4.0	6	436.68

Shower Accessories and Parts

REPLACEMENT PARTS

Part No.	Description	List Price Ea.
HCC-009PP	7" x 7" Wall Plate with Fitting (Shower) - Special Order	12.54
HCB-017A	Solenoid Valve Repair Kit (for HCB-005 Solenoid Valve)	26.81
HC-005	Solenoid Valve (H-1000, 2000, 2603, 6000B, 6700; H/HB-9000C)	87.68

Notes



Sensor Faucets and Flush Valves
www.hydrotekintl.com

Hydrotek International, Inc.

5055 Forsyth Commerce Rd, Ste 124
Orlando, FL 32807

Phone: (800) 922-9883
Fax: (866) 670-5580